

WJVintage

August 2018 Newsletter



Welcome to the August edition of the WJVintage newsletter. Summertime is a traditionally quiet time for model railway enthusiasts, but I have been keeping busy with one or two excellent events, plus I have been checking and testing the superb new Adams Radials.

Please see the 'Out and About' feature below for details of the TCS Summer Show which I enjoyed despite the heat, plus a quick review of the August NAROGG (Northants & Rutland O Gauge Group) which I have literally just returned from.

In the 'What's New' section there is an update on the Adams Radials which are now coming through – albeit slowly, plus the new 6-Wheel United Dairies Tank Wagons, the first of which are about to ship as we go to press.

So, there will be plenty of exciting new products to see as the new show season kicks off at the beginning of September. I always look forward to this time of year as it really does get busy every weekend following the summer break. I hope to meet plenty of you on my travels. Details of my travel plans are in the 'See us at Shows' section at the end of the newsletter.

WJVintage

Serious Toys for Discerning Boys

www.wjvintage.co.uk



Out and About



TCS Summer Show – Stoke Mandeville Stadium, Aylesbury, Saturday 2nd August, 2018

Another change of venue plus taking place right in the middle of the UK's busiest holiday period – for some it didn't bode well for this show. I have to say, I really enjoyed it – despite the heat! It really was a swelteringly hot day but it didn't deter too many visitors.

The new venue was actually Stoke Mandeville Stadium, just a mile or so outside the centre of Aylesbury and the hall itself was ideal, certainly big enough but with a fairly low ceiling so it felt more compact than the huge hall in Milton Keynes that was used last year. There was a very good cafeteria just around the corner, so we were pretty well catered for all round.

The TCS (Train Collectors Society) mantra is 'Any Make, Any Gauge, Any Age' and so, not surprisingly there was a real mix of all types of model railway – and I am pleased to report that O Gauge was extremely well represented amongst the 20-odd running layouts.



David and Peter Peasants' layout was one highlight for me. Dave and Pete are regulars at NAROGG, so I may be slightly biased, but I never cease to be amazed at the sheer quantity and quality of vintage toys that these two have amassed. Every time I see a layout I see something different – whether it be train related or just general toys of the past. The backdrop on this occasion was a magnificent, hand-built arched railway bridge running the full length of the table and through whose arches the 3-circuit railway layout passed.

Rachel Vyse was in control of another highlight, the splendid vintage Hornby layout with some fabulous Bayko buildings, including a magnificent castle, used to accessorise to very good effect. There were of course the usual Hornby O Gauge tinplate buildings – station, footbridge, water tower, signal box etc – in evidence as well, along with numerous old Corgi and Dinky vehicles, to complete a very attractive and busy layout.



Often dismissed as mere toys, Triang's Big, Big Train doesn't always get much of a look in at traditional O gauge meetings. Not so at TCS, as Steve Smith and team had a quite magnificent working layout on display (see also header photo above as well as below). I have often heard it said that if the BBT mineral wagons were sprayed up in matt grey or bauxite, they would make a very passable wagon for any O gauge layout and I have to say, on inspection I agree. They just look plain wrong in bright yellow, but if one of those bodies could be used as the basis of a mould, cast in resin and then fixed to a tinplate frame with coarse scale wheels, I think they would look as good as the Darstaed Mineral Wagons produced

some years ago, but which have never been re-run as was hoped. Food for thought



I am running out of space, but I must just mention two other significant layouts. The live steam boys were again in evidence and ran a variety of O gauge all day long. In the heat of the day it must have been quite an ordeal with hot steam drifting all around the layout as well – although they were quite close to a door.



Finally, David Knighton and Jonathan Ward are old hands at TCS events and do usually have a working layout of mixed modern and vintage O gauge. However, on this occasion they decided to put on a gauge 1 layout. Sadly, a mix-up on the day meant there was no power supply to their layout, so it became a static display but did, nevertheless, generate considerable interest. It isn't surprising – I always find the sheer presence of gauge 1 very appealing and have often promised myself a loco or two just for display. One day I will find the spare cash and take the plunge!



All in all, this was a very good day. I was certainly glad of the cafeteria and used it to purchase quite a quantity of chilled liquids to remain hydrated. If you have never been I would recommend a visit next year – assuming you are not on holiday and temperatures return to standard UK summer levels! ☺

Northants & Rutland O Gauge Group – Harringworth Village Hall, Mon 20th August, 2018

I am writing this at 11pm having just returned from another very enjoyable NAROGG meeting. This time the relaxed theme was 'clockwork' and we were treated to a wonderful layout by Tim Knights and some equally wonderful clockwork gems were seen running.




I have to say the layout really was a lot of fun and there were hoots of laughter on various occasions throughout the evening as locos careered around the track, over the level crossing and through the crossover. Yes, there were several accidents and at times there were catchers posted at every corner of the layout 'just in case'. It really was a great hit all round and you couldn't help but feel that this is what playing trains is all about. It has to be said, there were also some rather fine locos on display and running. One in particular, a Bassett-Lowke 2-6-0 Stanier Mogul in BR lined black livery really was a superb example with hardly a blemish on it.



Another fabulous Bassett-Lowke model was a BR black lined 0-6-0. These post-war clockwork locos really have stood the test of time well and are quite a contrast to the little Hornby 0-4-0s that in reality were all most young lads could afford at the time!

Over on the main layout we had the normal eclectic mix of modern, vintage, 2-rail and 3-rail, plus a nice selection of buildings and vehicles to add that final touch. Particularly impressive, I thought was Richard Holder's kit-built 'Station Garage' which was in big demand judging by the number of diecast cars lined up outside! Richard will follow up with his detailed newsletter when he returns from holiday so if you are not on the distribution and would like to be, do please drop me a line. Sadly, my camera's autofocus started to play up on the night so I don't have as many useable photos as I would normally have but here are one or two to give a feel of the meeting.





As you will see from the header photo to this newsletter, I was also really pleased to be able to demonstrate the brand-new Adams Radial hauling a set of Darstaed 6-Wheel LSWR Coaches. It has been quite a long wait for these locos, but I hope you will agree it has been worth the wait. I was also able to get a short piece of video of the Adams and if you follow this link: <https://youtu.be/rH5RRF1x38E> you will be able to watch it in action on YouTube.

Before I leave the subject of NAROGG, our next meeting will be a special all-day event so here is some advance information for you.

ADVANCE NOTICE
Northants & Rutland O Gauge Group – All Day Event
Wansford Village Hall (Christie Hall) Saturday 6th
October, 2018 - 10am to 4pm



Last year's all-day event was so successful that we felt it would be a good idea to make it an annual meet. Our only real problem is that Harringworth Village Hall is really a little small given the popularity of the meeting. However, we have come up with an excellent alternative venue. The village hall at Wansford is called 'Christie Hall' and is located just west of the A1 (actually on what was the old A1). It is larger, has better parking and a well-equipped kitchen, so I think it really ticks all the boxes in terms of facilities. It is also wheelchair friendly with good access via a sloped path.



The location is also very accessible. As mentioned it is only 2 minutes from the main A1 'Great North Road'. It is within reasonable distance of Peterborough mainline station (about 10 miles) and I will put on a minibus service again for those who wish to come by train. It is also a stone's throw (actually 1.8 miles) from the Nene Valley Railway which is an excellent preserved line with regular services from Stibbington into Peterborough.

Wansford village has a shop/Post Office, 2 pubs, a hotel and a café so there are plenty of options should you choose not to eat from the wonderful spread that Cathy and Angela will once again provide.

Running-wise we will have our normal 3-oval layout for 2- and 3-rail running, plus the guest layout will once again be provided by Dave and Peter Peasant. It will feature Lionel Fast-Track 3-rail.

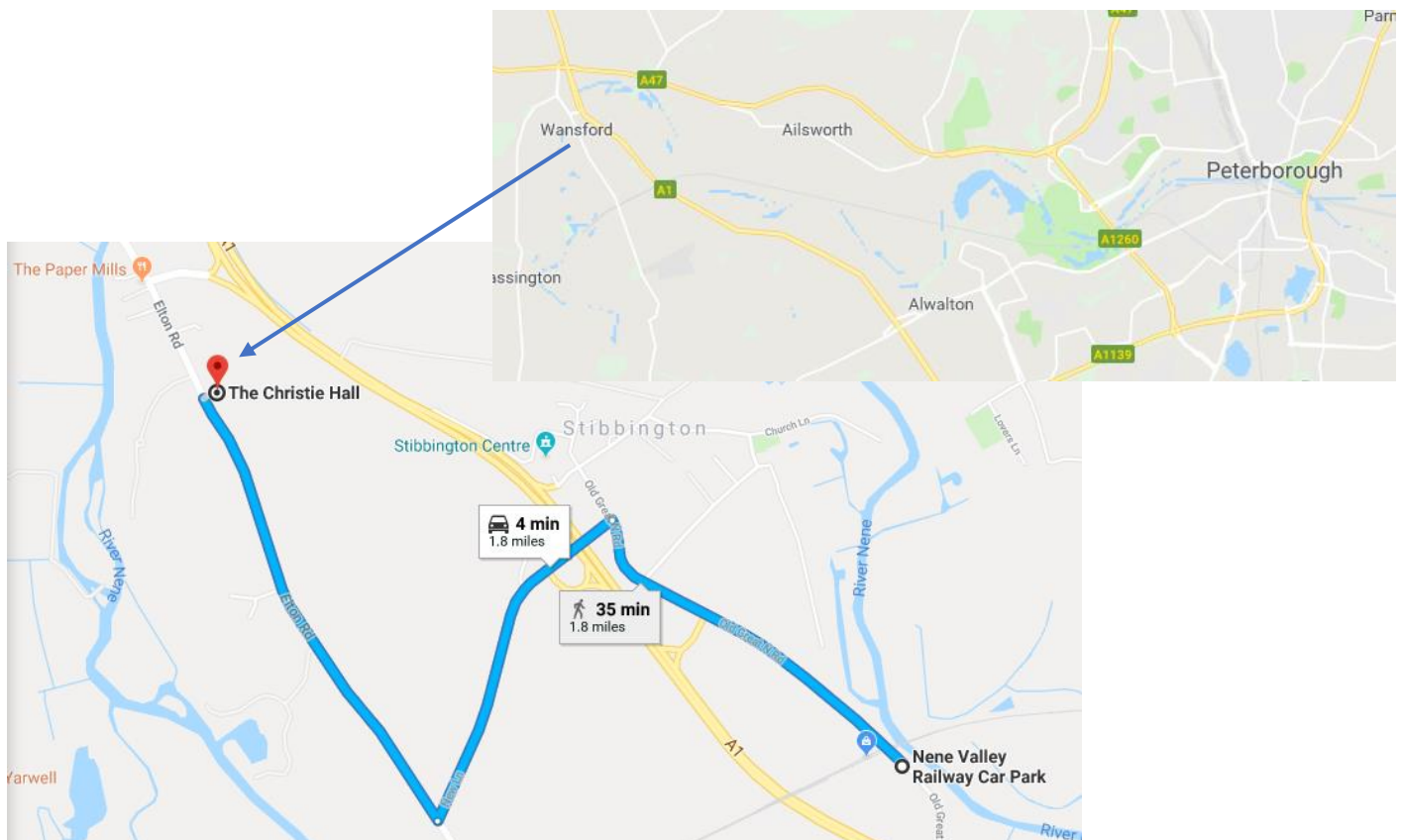
More space also means that we will be able to have some trader tables, which we hope will offer a mix of modern and vintage O Gauge plus spares AND there will be a 'Bring and Buy' table.

Finally, the theme for the meeting (albeit very relaxed) is **'Your Absolute Pride and Joy'** so please bring along your favourite locos and rolling stock to run – be they humble or exotic!

The full address is:

Christie Hall, Elton Road, Wansford, Cambs PE8 6JS

For any further information just drop me a line by email.



What's New?



LSWR/SR Adams 415 Class Radial 4-4-2T Update ***The Epitome of Victorian Elegance in Locomotive Design***

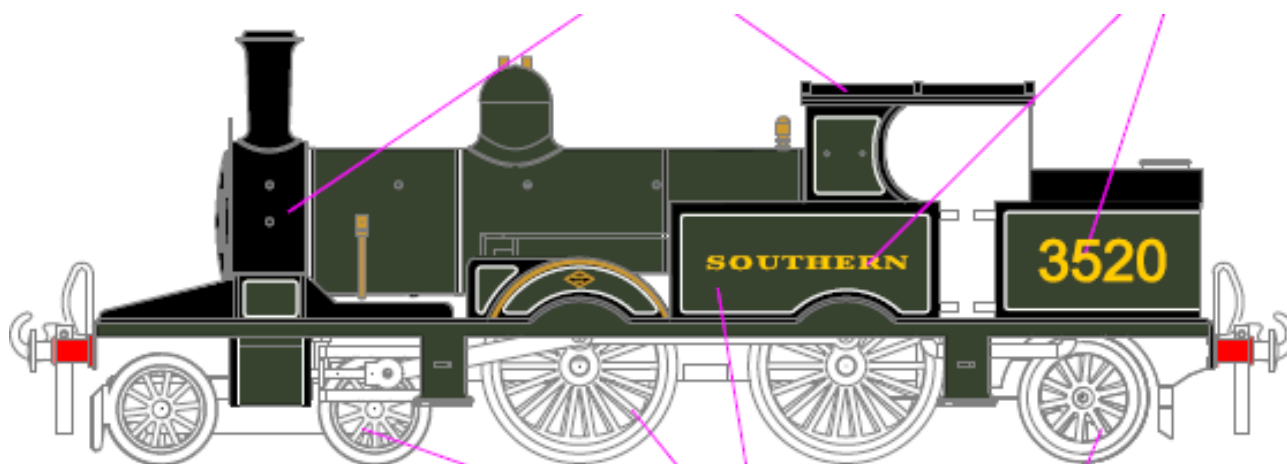
After what seems like an interminably long wait, I am pleased to say that production versions of the LSWR version of the Adams Radial are now arriving – albeit slowly. If you have ordered I do apologise if there is still a delay getting your loco despatched. To be fair to everyone I have allocated production in exactly the order that orders were placed. I will get to you all shortly as a second batch has just arrived as we go to press.

I am delighted with the loco and I hope you will agree that it has been worth the wait. The photo above now shows the fully complete production version of the LSWR Adams Radial in lined Adams Pea Green. The model has been much admired at shows and has been selling extremely well. As we go to press I only have 7 left in the LSWR livery so please do not delay your order if you would like one of these.

Please note we have produced the LSWR version with 2 different running numbers – No.488 manufactured by Neilson of Glasgow in 1885 (as preserved at the Bluebell Railway), and No.479, which was also manufactured by Neilson in 1885. If you have a preference, please specify when ordering. I will check with all those that have pre-ordered prior to dispatch.

Work is now underway on the Southern Railways lined Maunsell Green version and I am hopeful of having the first production samples in time

for Sandown on September 15th. To whet your appetites, below is a picture of the final artwork. I think it is going to be another little gem. You will note the shorter Urie chimney, smaller dome with two valves, revised whistle arrangement, raised bunker rails and reinforced front frame – with triangular shaped sections - all of which ring the changes from the previous release.



My allocation of Adams Radials is now around 65% sold so whilst I do still have all variants available, please don't leave it too late to order as I would hate to disappoint.

Here are the full details of liveries and specifications:

WJV01078	Adams Radial LSWR lined Adams Pea Green
WJV01079	Adams Radial Southern lined Maunsell Green
WJV01080	Adams Radial Southern unlined Black 'Sunshine' lettering
WJV01081	Adams Radial BR early crest lined Black
WJV01082	Adams Radial BR late crest lined Black

Technical Details:

- ❖ Precision engineered, (7mm to the foot) O gauge models
- ❖ Hand built tinplate construction
- ❖ Beautifully tampon-printed liveries
- ❖ Fitted with standard (BL/Ace style) drop link couplings
- ❖ For 2- or 3-rail use (including raised centre 3rd)
- ❖ Includes ON/OFF isolating switch
- ❖ 12 – 14 Volts DC
- ❖ Super smooth drive mechanism with clutch
- ❖ Minimum radius 24"

Price for all versions is **£450.00** each plus P&P.
Please get in touch to buy/reserve yours.

New Six-Wheel Milk Tankers

The new Six-Wheel Milk Tank Wagons have continued to sell very quickly, to the point where all my GWR wagons were sold on pre-orders.


Fortunately, ETS have been able to react to this predicament and have switched some of the planned LMS production (the slowest seller for some reason) over to GWR. My allocation has now increased to 36 pieces of GWR, meaning I do now have 5 pieces available to sell.

However, my allocation of LMS has reduced to 25 pieces, meaning I still have 15 to sell.

The first production photographs of the GWR and LMS variants are shown below and these should be ready to ship as you receive this newsletter.

The SR and LNER variants are also still available to order and I hope to have photos of these for the next newsletter.

Remember, all four different variants are being produced with two different running numbers, for those that may wish to order a pair to run together.



The Photos of SR and LNER variants give an indication of the proposed liveries. Actual Artwork may vary and will be published as soon as possible.

Technical Details:

- Precision engineered, (7mm to the foot) O gauge models
- Tinplate body construction with cast, spoked wheels
- Beautifully tampon-printed bodies
- Fitted with standard Bassett-Lowke/Ace style droplink couplings
- Insulated wheels for 2- or 3-rail use
- Suitable for minimum 24" radius curves
- Two running numbers per livery (whilst stocks last)

Quantities of each livery are extremely limited, and demand is proving to be high so do please place your orders early to avoid disappointment. Below is the full list of livery variants.

United Dairies Six-Wheel Milk Tankers

WJV01089	United Dairies GWR
WJV01090	United Dairies LMS
WJV01091	United Dairies SR
WJV01092	United Dairies LNER

The price for these will be **£55.00** each plus P&P.

Red Tree Models (Ace Trains) Warship BR Maroon R/N D832, 'Onslaught' - **£455.00 plus P&P**



The Red Tree Models Warship really is an impressive locomotive and I only have this one on offer. It is absolutely brand new, having only been tested on my rolling road, but I'm afraid it does come without the lamps and disks, which I managed to lose, I believe at the recent TCS show. So for this reason I have discounted the price slightly and I am sure it will be possible to pick up a replacement set as spares from Ace Trains (give Len Mills a call).



D832 'Onslaught' is presented in BR (early crest maroon) scheme with yellow panels on the cab ends. The impressive specification includes full forward and reverse lighting (which switches automatically), driver figures, etched

nameplate and engine sound with random horn blasts. The engine sound has adjustable volume or it can be switched off if not required.

This superb locomotive is offered on a first come, first served basis so do get in touch quickly if you would like to add this to your collection. I believe these are now all sold out in this scheme at the main Ace distributors.

See us at Shows

If it's convenient and you'd like to save the postage, why not come and see us at one of the regular shows we attend in the Midlands and East of England or (I can now say) occasionally in Mainland Europe, and you can buy on the day.

We always like to meet our customers face to face – it makes a pleasant change from the virtual world we seem to live in these days!

Below are our forthcoming shows:

Sunday Sept 2nd – Huntingdon (JJ Webb Fairs)

International Indoor Arena, Kings Bush Centre, Godmanchester, PE29 2NH – 10am to 2:30pm

Monday Sept 3rd - Cotswolds Area HRCA Meeting, Rye Hill Golf Club, Milcombe, Banbury, OX15 4RU – 4:00pm to 9:00pm

Saturday Sept 8th - Rugby Vintage (Barry Potter Fairs)

The Benn Hall, Newbold Road, Rugby, Warwickshire, CV21 2LN - 10.30am to 3.30pm

Saturday Sept 15th – Sandown Park (Barry Potter Fairs)

Sandown Exhibition Centre, Sandown Park Racecourse, Portsmouth Road, Esher, Surrey, KT10 9AJ - 10:30am to 3:30pm

Saturday Sept 22nd – Bassett-Lowke Society Running Day, Digswell

The Cowper Arms, 31 Station Road, Digswell, Welwyn, Herts, AL6 0EA – 10:30am to 3:30pm

Pease note The Cowper Arms is next to Welwyn North Station

Tuesday Sept 25th – Fulbourn, Cambridge (HRCA Running Night)

Fulbourn Village Library, The Swifts, Haggis Gap, Fulbourn, Cambs CB21 5HD – 6:30pm to 9:00pm ('OO' and 'O' Gauge layouts)

Saturday Sept 29th – Vintage North West Model Railway Exhibition (formerly Bassett-Lowke Society Northern)

St. Joseph's Hall, Chapel Street, Leigh, Lancs WN7 2PR – 10am to 4pm

Sunday Sept 30th – NEC (Barry Potter Fairs)

Hall 18, National Exhibition Centre, Birmingham, B40 1NT – 10:30am to 3:30pm

Ordering from WJVintage is Easy

Online

Please use the new website as a shop window and then place your order by using the dropdown menu on each product page to select and submit the item you wish to purchase. This automatically sends me your details and I will be in touch to confirm your requirements and take payment.

Alternatively select what you want and then give me a call or email me.

Whichever method you use I will get back to you asap and I can confirm stock, particularly for highly limited items, and postage options. Please see below for full contact details.

Credit Card

We have a credit/debit card facility, so you can telephone and place your order with us by calling **07711 092497** – please have your card to hand when calling.

Cheque

If you would prefer to pay by cheque, that is no problem either. Just download the order form from our website and complete your requirements. Then make a cheque out for the total and post both order form and cheque to us at the address shown. Please make cheques payable to **WJVintage**.

Email

Alternatively, you can place your order by email and payment can then be made either by card, PayPal or cheque. Please note our email address is: wjvintage@outlook.com

Shows

We also take the credit/debit card machine to all our shows.

All the best

Paul

WJVintage

Tel: 07711 092497

www.wjvintage.co.uk

