



# WJVintage

## October 2023 Newsletter



Welcome to the October 2023 edition of the WJVintage newsletter. This month I am proud to say that my little enterprise is celebrating twelve years in business! Where has time gone? Well, they do say it flies when you are having fun and I certainly have (had fun). Thank you all for helping me along the way, with your support as customers, and, in many cases as friends as well. I wouldn't be here without you!

I thought it would be appropriate to show a recently snapped photo of the LBSCR Terrier as this month's header photo, as this was the first loco I sold and really set me on the way. It is still a lovely little loco and still one of my favourites!

Well, it is strange how quickly things can turn around. For the past couple of newsletters, I have been complaining that things were a little quiet. Now all of a sudden, the past few weeks have been 'business as usual' with lots of shows and events. I have to say, it is great to be busy again and nice to be out meeting so many of you. Of course, my '**Out and About**' feature below has all the reports and photographs to give you a good flavour of what has been going on.

Anticipation is really building as we approach the first deliveries of the new H2 Marsh Atlantics. I still get as excited today, as I did twelve years ago, when a new project comes to fruition. Check out the '**What's New**' feature for the very latest updates – not long to wait now!!

Stay Safe &  
Keep enjoying your trains

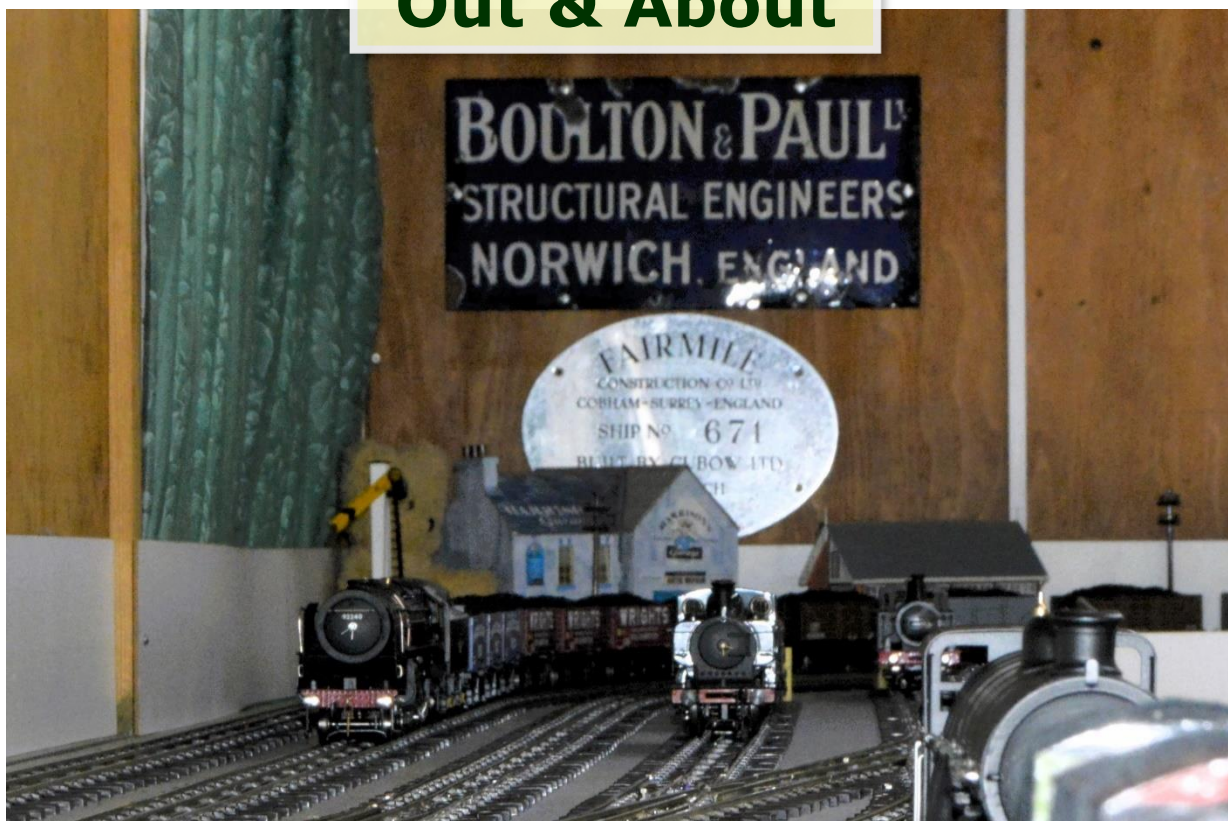
**WJVintage**

Serious Toys for Discerning Boys

[www.wjvintage.co.uk](http://www.wjvintage.co.uk)



## Out & About



### **A Trip to the Seaside - Steve Smith Running Day, Oulton Broad, September 30<sup>th</sup>.**

**I always consider it an honour to be invited along to Steve Smith's running days at his home close to Lowestoft on the Suffolk coast. He has a superb and quite complex layout that features his own, home designed and built track system. It is incredibly reliable and can even be switched to 2-rail operation.**

Being in the company of a fairly small group, it is always a nice, relaxed atmosphere and in terms of what to run well, anything goes – although modern image 3-rail does tend to prevail.

Although I had seen Len Mills running a prototype of the Ace Deltic at one or two HRCA meets, I had not seen a production sample in action, so it was quite exciting to see one on the layout and ready to run.





I have to say Ace, in partnership with ETS, who manufactured the loco, have made considerable improvements in production to the Napier-Deltic diesel engine sounds compared to the prototype. It does sound much more realistic, and the running was faultless – very smooth and powerful. It ran for quite a long period with a variety of coaching stock and really was the star of the day.



Also on passenger hauling duties, was the lovely C1 Atlantic from **WJVintage**, another smooth runner and remarkably powerful given its four coupled driving wheel arrangement.



I must also mention the Seven Mill Models A4 'Union of South Africa' which looks fantastic anyway, but even more so with a rake of teak coaches to haul.



Freight duties were not neglected and here the Ace 9F was put to good use hauling a long rake of coal wagons, including a couple of local-ish companies – Mellonie & Coulder of Ipswich and Wrights of Colchester.



Another Ace loco, The GWR 0-6-0 Pannier Tank was also on local freight duty with a rake of colourful goods vans.





An Ace M7 and ETS USA tank were also on hand and ready for shunting duties.



I have to finish with the diminutive LBSCR A1X 0-6-0 'Terrier' by ETS. This is another loco that can pull way beyond what you would expect for such a small loco. Just how small becomes apparent when you see it alongside some of the big express locos.





Huge thanks once again to Steve for the invite, and also to Deborah, his partner for laying on a splendid lunch of sausages in bread rolls (baps/barms/cobs/batches etc) – just the ticket after a hard morning running trains 😊

## **HRCA Autumn Show – British Motor Museum, Gaydon, Warks - October 7<sup>th</sup>.**

**This autumn meet up promised a good mix of Hornby O Gauge and Dublo layouts in both clockwork and electric, plus other displays and a large number of trade tables. I think it is fair to say that it delivered on all counts and was enjoyed by an excellent turnout of members.**




It is quite difficult when running a table on my own to get away to see all the other attractions, but I did manage the odd foray and managed to snap some of the highlights.





One of these (highlights) was without doubt the incredible layout by Adam Heeley which beautifully depicted the Coronation of King Charles III earlier this year. The unbelievable amount of detail was mind-blowing, particularly the sheer number of toy soldiers and other figures/vehicles that were all perfectly positioned – Wow!! Buckingham Palace even had a trio of Meccano Red Arrows on a fly-past.



If you look at the photos below, you will see that Nelson's Column features and has a pigeon perched upon the Lego Horatio's hat 😊 All of this was of course contained within two circuits of Hornby O Gauge Trains with loco sidings, which almost get overlooked with the scale of the rest of the diorama.







My trade stand location was moved at the last minute, but I was actually rather pleased to find myself located alongside a really nice clockwork layout, which also happened to feature a lovely, and quite rare? (well I had never seen one before) 'Dinky Way' set – a roadway play set. My thanks to Dave Busfield for the explanation of this set – Dave is a published author when it comes to Dinky, so quite an expert.



It was fascinating seeing the constant winding of the locos and I was impressed at just how many circuits some of them were able to achieve – obviously there were strong springs in some of those motors.





Other highlights included Chris Ness with a lovely layout covering Hornby of the British Railways Era, some very impressive Meccano, including a huge and magnificent 'Evening Star' plus some extraordinary Bayco creations headlined by St Paul's Cathedral and Hilbert's Hotel. These are all shown in the following photos:







There was so much to see at this show, I can't fully do it justice. You should really put it in the diary for next year and try to get along. Everyone is welcome, but HRCA members also get full access to the Motor Museum so it really offers great value and something of interest for everyone.

## **HRCA Cotswolds Group Meet – Dassett Village Hall, Northend - October 9<sup>th</sup>.**

Falling just two days after the HRCA Autumn Meeting just a few miles up the road at Gaydon, there were inevitably going to be those who were 'all-railwayed out'. For me it was also two trips to the same area in three days but I missed the previous Northend meet, so I really wanted to attend.



I am pleased I did, not just to support the group, but also sometimes a smaller group has a more relaxed atmosphere, plus there were a couple of customers going that I wanted to see anyway.



It all turned out rather well in terms of numbers and atmosphere, so a good meeting all round. With a theme for the night of 'My Favourite Loco', I was rather pleased to see one of the early runners was in fact a **WJV** Adams Radial in very smart lined (late crest) BR livery. This really is an elegant locomotive and looks great in all the liveries.



From the same part of the world as the Adams, there was a gorgeous Bing for Bassett Lowke 0-4-4 M7 in the equally gorgeous green and brown colour scheme of the early LSWR locos. This was probably my winner in the 'favourite loco' stakes and the period correct coaches were rather lovely too.



To complete a trio of favourite tank engines there was a nice old Hornby No.2 Special 4-4-2 in lined LMS black livery and carrying running number 6781. This one was 3-rail electric rather than clockwork and was presented in really nice condition.





Tank engines were certainly not exclusive as favourite locos, and in fact a pair of very nice Castle Class 4-6-0s from Ace Trains stood out amongst the tender engines. These were 5069 'Isambard Kingdom Brunel' and 4016 'Knight of the Golden Fleece', both resplendent in lined GWR green livery.







Showing a nicely aged patina was Hornby No.3 Series 4-4-2 'Royal Scot' in LMS black and with running number 6100 and tucked away in a siding by the engine shed was a lovely Hornby No.2 Special 4-4-0 'Yorkshire'





There were of course other favourites on display but I'm afraid I had to rush off for another meeting, so I didn't get around to photographing them all. However, I hope you will agree this was a nice mix of loco types and interestingly modern image locos were about as popular as vintage – nice to see from my perspective 😊

## Customer Wants

Well, you can't win them all. The idea in the September newsletter to advertise customer wants received zero feedback of any kind, so perhaps we'll ditch this idea. I do still have a customer looking for the item below so if anyone knows of one for sale, please get in touch.

### **WANTED**

#### **Darstead LBSCR 2-6-2 Tank**

I have one particular customer who has been trying to track down a version in LBSCR Umber livery. If you have one for sale, please get in touch with details and price and I will forward to the prospective purchaser.



## What a Picture





Or should I say, 'What a Picture of a Picture'?

The Fenland town of Chatteris has recently caused quite a bit of interest as this beautiful artwork of a steam locomotive has appeared on a garage wall.

But this aspiring 'Banksy' effort was anything but a secret overnight appearance. In fact, the steam engine mural took some 3 days to complete and is the work of street artist Nathan 'Nycles' Murdoch – a professional artist who has recently gathered a large online following not only nationally but internationally too.

He was hired by Paul and Linda Fuller of St Martin's Road, Chatteris, to create something magical for their garage wall after they got fed up with the blandness of the bricks.

Paul Fuller is quoted as saying: *'I don't know where the idea of a steam train came from, I'm not a train spotter or anything like that, but I just thought having something look like it was coming out of the wall would look good. Nathan drew us a few pictures and asked us to choose the one we liked. I never imagined it would turn out as great as it has.'*

It is certainly a striking mural and no wonder it has created such attention. I am not sure I recognise the locomotive – is it a 4-8-0? Made up? Anyone have any ideas?

## Beachy Head Nears Completion





With much excitement surrounding the forthcoming O Gauge release of the H2 'Brighton' Atlantic, I thought it would be nice to check up on the progress of the Bluebell Line's reconstruction of a H2 Atlantic 32424 'Beachy Head'. This has been a massive, long-term project that began way back in the 1990s and really started to get moving during the early 2000s. The locomotive when complete will represent 'Beachy Head' in BR lined black livery.

My inspiration for this update came from Facebook when I came across some excellent photos by **Russell Newman**, a regular contributor to the 'Bluebell Atlantic Fan Project' Facebook page. He recently managed to gain access to the locomotive in its workshop and has very kindly given me permission to reproduce some of his photos in this newsletter.



Although there is still a way to go, there are optimistic thoughts that the locomotive might be steamed for the very first time in 2024 and might even be able to take part in next year's 'Giants of Steam' event in October 2024.


From my perspective this would be wonderful as the release of the O Gauge **WJV**/Raylo version of the H2 Atlantic 'Beachy Head' in BR lined black is due to be around March/April 2024. Two very different reproductions of the same locomotive in one year – wouldn't that be something?





Huge thanks to Russell for allowing me to reproduce his photos and I am sure we all wish the hard-working team at the Bluebell Railway the very best of luck in completing this marathon project. I for one cannot wait to see this loco in steam – and I’m pretty sure I’m not alone!

## What's New



### LBSCR H2 4-4-2 'Brighton' Atlantic

Well, the artwork is approved, the paint colours mixed, the parts are painted, printing plates have been made and assembly is underway! We are now just awaiting news of a delivery date.

It is getting very exciting as the first batch of the much-anticipated Brighton H2 Atlantics should be with us in the next 2 or 3 weeks!

As soon as I know the quantity to be shipped in the first batch, I will begin to contact customers in the order that I received the reservations. Please note, **the first livery to be delivered will be LBSCR Umber**





Unfortunately, this first delivery will be a little later than planned (but only by a week or two) and so I have just re-jigged the expected liveries/quantities/deliveries a little as follows:

**WJV**

## Livery

**Qty Expected (approx.)**

LB&SCR lined Umber	30	November/December
SR lined Maunsell Green – 'Trevose Head' and 'The Needles'	25	January/February
SR lined Malachite Green – 'South Foreland'	10	February/March
BR (early crest) lined Black - 32424 'Beachy Head'	10	March/April

I still have just a very few of each livery available if you would like to place an order. They are all priced at **£750.00** plus P&P each. And of course, thanks to everyone that has already placed a pre-order for one of these. Your support during difficult financial/cost of living times is really appreciated.

If you haven't seen the prototype in person (and I appreciate that many of you won't have yet) do remember, I have a short clip of the loco in action on my Youtube Page – here is a link:

<https://youtu.be/hiU1XtYIIvg>

Plus, you can take a look at it from a couple more angles below:



The specification will unsurprisingly be pretty similar to the GNR Atlantic but with one additional key feature – **this version will be 2/3 rail switchable**. Here is the full list of features:



- Precision engineered, (7mm to the foot) O gauge model.
- Hand-built tinplate construction.
- Beautifully tampo-printed authentic liveries.
- 2/3-rail switchable.
- Includes ON/OFF isolating switch.
- 10–14 Volts DC operation.
- Twin motors with super-smooth clutch drive mechanism.
- Fitted with standard Bassett-Lowke/Ace style couplings on tender.
- All-metal construction
- Suitable for minimum radius 27-inch (686mm) curves.
- Will run on raised centre third track.

Below are some images found on the internet to show how the Southern and BR liveries will look.

**Lined Maunsell Green**



**Lined Malachite Green**



**BR Lined (early crest) Black**



All Brighton H2 Atlantics will be priced at **£750.00** each plus P&P. Please get in touch to order yours now!

### **...Still available - C1 Atlantics**

I do still have a few of the C1 Atlantics left in just two schemes

LNER (superheated)

BR (superheated)



**9 remaining**



**4 remaining**

As you can see, these are now in very limited quantities and are priced at **£695.00** each plus P&P



## The Brian Edinboro Collection

### WJVintage C1 Atlantic 4-4-2 – 62822, British Railways unlined black



This is quite a difficult one for me. I wasn't expecting to be selling a used Atlantic whilst I still have new ones available! As you can imagine this loco is not very old and has seen very little running. It presents in almost 'as new' condition, as does the box – instructions included.  
Now priced at **£595.00** plus P&P so a full £100.00 discount from the 'brand new' price.

### Wagons – just the 1 left!



Paya Jacob's Cream Crackers Van - unboxed, chrome plating on wheels and buffers not too bad (it is not normally very good on Paya rolling stock), overall very good  
**£12.00** plus P&P

### Dinky 190 Caravan Cream/Blue



Produced between 1956 and 1960 this caravan is in nice, play-worn condition with a few paint chips as can be seen in photos. The tow hook is complete, and the jockey wheel is in place. Tyres both look to be in good condition. Price **£5.00** plus P&P



## **Cararama/Oxford Diecast Volvo FH12 1:50 Scale Low Loader Rawcliffe & Sons**

This truck comes boxed and is in very good used/displayed condition. Box is also in good condition with slightly dusty window.

This looks great with a Volvo Digger as a load (sold separately see below)

Price **£15.00** plus P&P



## **Motorart Volvo EC280 1:50 Scale Excavator**

This is a very nicely detailed model in good condition and in great working order (tracks revolve, jib arm and bucket are fully articulated, and the body rotates). It is very much a collector model rather than a toy but does not come with box. It looks great on the Volvo low loader (sold separately see above).

Price **£20.00** plus P&P



## **Maisto Articulated Tractor Digger/Plough**

In contrast to the above, this is much more of a toy and actually has a friction motor which seems to have a slipping clutch so doesn't run too well. It is all complete and will display well after a bit of a clean.

Price **£5.00** plus P&P





## See us at Shows

Here we have a comprehensive schedule of events going forward as far as January 2024. With rising fuel costs and a general decline in spending with cost-of-living rises, I have reduced my travelling to some of the general Toy Fairs and I am focussing instead on the Model Railway club meets and shows. I look forward to seeing as many of you as possible over the coming months. **Do check back on these dates with each newsletter as I have already had to add, subtract or alter some events and may continue to do so as necessary.**

### **Saturday October 28<sup>th</sup> - Yorkshire, Vintage Toy, Tinsplate and Live Steam Railways Fair 2023**

Eccleshill Mechanics Institute, 93B Stone Hall Rd, Bradford BD2 2EW – 10:00am to 4:30pm

### **Saturday November 11<sup>th</sup> – Sandown Park (Barry Potter Fairs)**

Sandown Exhibition Centre, Sandown Park Racecourse, Portsmouth Road, Esher, Surrey, KT10 9AJ - 10:30am to 3:00pm

### **Monday November 13<sup>th</sup> – HRCA Cotswolds Group**

Northend Village Hall, Top Street, Northend, Warks CV47 2TN 3:30pm to 8:00pm

### **Tuesday November 28<sup>th</sup> – HRCA Cambridge Group**

Fulbourn Village Library, The Swifts, Haggis Gap, Fulbourn CB21 5HD 5:30pm to 9:00pm

### **Saturday December 16<sup>th</sup> - Bassett-Lowke Society Running Day, Digswell**

The Cowper Arms, 31 Station Road, Digswell, Welwyn, Herts, AL6 0EA – 10:30am to 3:30pm Please note The Cowper Arms is next to Welwyn North Station

## **2024**

### **Monday January 8<sup>th</sup> – HRCA Cotswolds Group**

Northend Village Hall, Top Street, Northend, Warks CV47 2TN 3:30pm to 8:00pm

### **Sunday January 14<sup>th</sup> – Bassett-Lowke Society, Vintage Toy Trains at Bromsgrove**

Dodford Village Hall, Priory Road, Dodford, Bromsgrove, B61 9DD 10:30am to 3:30pm – Free Entry for all Bassett-Lowke Society members

### **Tuesday January 23<sup>rd</sup> – HRCA Cambridge Group**

Fulbourn Village Library, The Swifts, Haggis Gap, Fulbourn CB21 5HD 5:30pm to 9:00pm



## **Saturday March 23<sup>rd</sup> – Beckenham Vintage Model Railway Show**

Forest Hill Boys School, Dacres Road, Forest Hill, London, SE23 2XN

10:30 to 16:30

**NOTE: This is a new venue for Beckenham Vintage**



## **Don't forget to like our WJVintage Facebook Page**

With close to 650 Facebook 'likes', the WJVintage page is as popular as this newsletter! That said, many subscribers on Facebook are associates, friends and family with a passing interest in what I get up to – so not my key target audience. 😊 However, it keeps growing and all the latest news is often seen on Facebook before it appears in the newsletter as updates can be done instantly rather than monthly. If you are a member of Facebook, why not look us up and give us a 'like'?



## **Plus, remember our 'YouTube' Channel!**

I have to confess, after a good start, the channel has been quiet for a while but the most recent post is a rather nice video of the prototype LBSCR H2 Atlantic running.

I am hoping that there will be more to come in future.

## **Ordering from WJVintage is Easy**

### **Online**

Please use the **WJVintage** website as a shop window and then place your order by using the dropdown menu on each product page to select and submit the item you wish to purchase. This automatically sends me your details and I will be in touch to confirm your requirements and take payment. Alternatively select what you want and then give me a call or email me. Whichever method you use I will get back to you asap and I can confirm stock, particularly for highly limited items, and postage options. Please see below for full contact details.

### **Credit Card**

We have a credit/debit card facility, so you can telephone and place your order with us by calling **07711 092497** – please have your card to hand when calling.

### **Cheque**

If you would prefer to pay by cheque, that is no problem either. Just download the order form from our website and complete your requirements. Then make a cheque out for the total and post both order form and cheque to us at the address shown. Please make cheques payable to **WJVintage**.

### **Email**

Alternatively, you can place your order by email and payment can then be made either by card, PayPal, direct bank transfer or cheque. Please note our email address is: [wjvintage@outlook.com](mailto:wjvintage@outlook.com)

### **BACS**

A growing number of customers are now choosing to send money direct to my account by BACS transfer. If you would like to use this method, please contact me and I will send you my bank account details.

Stay Safe Everyone!

*Paul*

\*\*\*\*\*

**WJVintage**

Tel: 07711 092497

[www.wjvintage.co.uk](http://www.wjvintage.co.uk)

